

Massachusetts Orchid Society

P.O. Box 1041
Medford, MA 02155



FEB 2021

INSIDE THIS ISSUE

Minute Minutes

Upcoming Events

Monthly Speaker: "Orchid
Photography with David Leifer"

AOS Webinar: *Greenhouse Chat*

*Some Orchids That Flower In Winter
Months*

January Show Table

*Common Mistakes When Shooting
Flower Quality Awards*

*Revised Guidelines for AOS Award
Photographers*

AOS Corner

Officers, Directors & Chairs



Minute Minutes **Notes from the Board**

- ◆ **MOS Grab Bag update:** We've surpassed our goal for buy-in shares to place a bulk-order of orchids, but there's still time to get in on this great opportunity, if you **order by Wed., Feb. 10th!** Remember, the more orders received, the better bargaining power for the best deals on orchids, at minimum shipping costs. At \$10 per share, each share guarantees at least one plant. However, depending on participation, we may do better. Genera, size or specifics cannot be determined at this time -- it will be a 'grab bag' surprise. Join the MOS Grab Bag by clicking [here](#) or go to the MOS website.
- ◆ We've received an email from Peruflora, a Peruvian grower and distributor of orchid flasks and plants. From Peruflora's email: *"This is the first opportunity of the year 2021 for you to order **Andean and Amazon Orchids** produced, selected and grown by Peruflora. The cost of shipping in USA will be added to the total amount of your order. Also, a percentage of 10% will be added to cover all paperwork, transportation and broker fees. Last day for us to receive*

the preorders is March 8th, 2021. Orders will be accepted under the first-come, first-served basis.

Please feel free to forward this list to your friends and members of your society.

For further questions and coordination, do not hesitate to contact us to contact@peruflora.net.

All the best wishes to you, and kindest regards from Peru, the heart of South America,

Harold" **Peruflora's link:** <https://online.flippingbook.com/view/119009/>

Delivery service for all orders will resume in April.

- ◆ There are still THREE officer openings on the Board; Secretary and two Directors. We especially need a Secretary! This job's main responsibility is recording monthly board meeting minutes, which is so important to effectively run our organization. Please consider joining the board in governing our organization! Go to <https://www.massorchid.org/Officers/> for more information, or email mos-board@googlegroups.com.

Find us on Facebook at www.facebook.com/massorchid and Instagram at www.instagram.com/massachusettsorchid.

UPCOMING EVENTS

Monthly AOS Judging at Tower Hill
Closed until further notice

AOS Orchid Speaker's Day
06 Feb 2021 11:00 (See below)

Monthly Virtual Meeting – David Leifer presents "Orchid Photography"
09 Feb 2021 7:30 PM

Monthly Virtual Meeting – David Sorokowsky of Paph. Paradise presents "Paphiopedelum Culture"
09 Mar 2021 7:30 PM

AOS Spring Members Virtual Meeting
13 Mar 2021 (See Below)

Nutmeg State Orchid Society Show & Sale
20 & 21 Mar 2021 *Cancelled*

New Hampshire Orchid Society Show & Sale
Postponed until 2022

This month, Orchid Photography with David Leifer



David Leifer has worked as a commercial photographer for more than 35 years. After graduating with a B.S. in Commercial Photography and Film from R.I.T., he worked in- for a national magazine publisher, for Northeastern University and at a Brookline, MA elementary school. In between full-time engagements his freelance business allows him to travel and use a variety of photographic formats and equipment, from large format film and ultrawide cameras, to underwater systems, arial photography from helicopters and drones, macro systems, and strobe lighting, to the latest digital equipment and smart phones. David loves sharing his passion for image making and technology. He has taught photography and digital imaging to people with a wide variety of ages, interests and experience.

David serves on the board of the New England chapter of the American Society of Media Photographers. In his spare time, he loves to travel with his family, SCUBA dive, cook and meet new friends on HAM radio. While his photographic specialty is capturing people on location for editorial, institutional and education clients, he is always happy to photograph an orchid with a good personality and to share his tips and tricks of doing so with you.

The 2021 Spring Members Meeting will be Virtual (Online)!

The health and safety of our Members Meeting attendees is our number one priority. After careful consideration, in light of the COVID-19 pandemic's current trajectory, we've made the decision to transition the 2021 Spring Members Meeting to a fully virtual event to be held March 13th, 2021.

Registration and Schedule details will be posted soon and announced in the monthly Orchidgram, Orchids magazine and our social media outlets..

March 13th, 2021



American Orchid Society
Education. Conservation. Research.

SPECIAL EVENT ANNOUNCEMENT - MARK YOUR CALENDARS

THE AOS IS EXCITED ABOUT HOLDING OUR FIRST ON LINE ORCHID SPEAKER'S DAY ALL ABOUT ORCHID CULTURE

Join us online Saturday, February 06, 11:00 A.M. EST

Let's Rid Ourselves of the Winter Doldrums. Spend the Day Learning More about Growing Orchids

- ◆ **GROWING MINIATURES** 11:00 – 11:45 a.m. **Kristen Uthus** from NEW WORLD ORCHIDS
- ◆ **BRAZILIAN HABITATS AND THEIR INFLUENCE ON CULTURE** 12:00—12:45 p.m. **Francisco Miranda** from MIRANDA ORCHIDS
- ◆ **THOSE PESKY BUGS** 1:00—1:45 p.m. **Ron McHatton**, AOS CHIEF SCIENCE OFFICER
- ◆ **GROWING HEALTHY PAPHS** 2:00-2:45 p.m. **Dave Sorokowsky** from PAPH PARADISE
- ◆ **SECRETS OF GROWING DENDROBIUMS** 3:00-3:45 p.m. **Alan Koch** from GOLD COUNTRY ORCHIDS

REGISTER NOW: \$30 ON LINE <https://attendee.gotowebinar.com/register/194905340406754830>

All registrants entered to win RAFFLES on the ORCHID WHEEL OF CHANCE!



Contact Offices at
AOS HQ
(305) 740-2010
theaos@aos.org

Registration will be posted on our Members Meeting page once it is available.



Greenhouse Chat with Ron McHatton
Orchid related questions answered by AOS experts.

Click [here](#) to watch now.

Note the specific times below to watch or listen to those topics.


- 05:56 Orchid roots and their make up
- 10:02 Deformed flowers, what causes this
- 13:16 Leaf damage and spotting
- 16:10 Phalaenopsis Leaf growth different on the same plant
- 19:22 New growth weak and stunted
- 21:12 Photosynthesis Top and bottom of the leaves?
- 25:16 Cymbidium viruses
- 27:23 Catasetum where the spikes should come up
- 28:55 Dendrobium nobile blooming and bloom count
- 31:20 Stimulating root growth with additives
- 33:25 Plant labels how to read them
- 34:44 Cattleya leaf spotting
- 38:08 Phalaenopsis leaf bumps and pits
- 41:11 Dendrobium When to cut the older pseudobulbs
- 42:40 Ascocenda reblooming
- 45:12 Cattleya possible stress, new growth is healthy
- 47:55 Laelia anceps When to repot
- 50:44 Bud blast on windowsill plants

Some Orchids That Flower In The Winter Months

The names below are derived from the Latin and Greek languages and can, at first, be daunting to pronounce. It's easier if you remember that, with few exceptions all letters are pronounced. You will often hear names pronounced somewhat differently than indicated below as a result of regional differences. There are also pronunciations that are not technically correct but have found their way into common usage. The common pronunciation, **stan-HOPE-ee-ah** rather than the technically correct **stan-HOPE-ah** for Stanhopea is an example. This pronunciation has no doubt evolved because of the "pronounce every letter rule" although that would sound more like **stan-HOPE-AY-ah**.

C = 50F minimum, I = 55F minimum, W = 60-65F minimum

- Cattleya percivaliana** (KAT-lee-ah purr-sih-VAL-ee-an-ah) and many of its hybrids (I)
- Coelogyne cristata** (see-loh-GUY-nee KRIS-tah-tah) (C)
- Laelia superbiens** (LAY-lee-ah sue-PURR-bee-enz) [also known as **Schomburgkia superbiens**]
- Lycaste skinneri** (lye-CASS-tee SKIN-er-eye) and many of its hybrids (I)
- Trichocentrum cavendishianum** (try-koe-SENT-rum cav-en-DISH-ee-an-um) [also long known as **Oncidium** - **Oncidium** is pronounced as on-SID-ee-um] (C)
- Phaius tankervilleae** (FAY-us tan-ker-VILL-eye) [the Nun's Orchid] (I)
- Many **Phalaenopsis** (fail-en-NOP-sis) species and their hybrids (W)
- Angraecum eburneum** (W)
- Angraecum sesquipedale** (an-GRAY-kum sess-kwih-PED-ah-lee) (W)
- Brassavola nodosa** (bra-SAH-voe-lah NOE-dose-ah) (I)
- Early flowering **Cymbidium** (sim-BID-ee-um) species and hybrids (C)
- Dendrobium nobile** (den-DRO-bee-um NOE-bee-lee) and its hybrids (C winter)
- Epidendrum ciliare** (I)
- Laelia anceps** (LAY-lee-ah an-SEPS) (I-C)
- Many **Masdevallia** (maz-dee-VAHL-ee-ah) species and hybrids (C-I)
- Rhynchostylis gigantea** (rink-oh-STY-liss jye-gan-TEE-ah) (W)
- Cattleya coccinea** (KAT-lee-ah COCK-sinn-ee-ah) (C) and many of the miniature cattleyas developed from this species.



Row 1, L-R:

SVO hybrid,
Nadine L.

Den. Pseudoglomeratum
Ralph and Chieko C.



Row 2, L-R:

L. alorii x C. aclandia,
Anne P.

Tolumnia Red Berry,
Jeff F.



Row 3, L-R:

Lc. Secret Love 'KB',
Anne P.

Den. Kuniko,
Ralph and Chieko C.





Left and Below:

January People's Choice Award!

Trichoglottis pulsilla, Anne P.



Above:

Specklinia picta, Nadine L.



Maikai Mayumi, Millard H.



Cadetia taylori, Anne P.




Holcoglossum MS Sunlight 'Sweetheart' (Holc. Flavescens x rhynchostylis gigantea), Anne P.





Monn. Millennium Magic Witchcraft AM/AOS, Ron M.



Pot. Higher Multiplier 'Shocking Red', Linda A.



Onc. 'Twinkle' (red variety), Anne P.

Slc. Circle of Life from 3 different plants, Brandt M.



Ludisia discolor, Brandt. M





Lycaste liasoglossa x Balliae, Anne P.



Onc. Volcano Hula Halau
Closeup 1/19/21
Alan Kaitz

Onc. Volcano Hula Halau, Alan K.



Blc. Haw Yuan Moon 'SVO' x Slc. Fire Fantasy 'H&R', Anne P.



Slc. Ruby Wax 'SVO' AM/AOS x C. Chocolate Drop 'SVO' AM/AOS, Anne P.



Phrag. Longueville, Millard H.



Lovely Martha 'SVO' x Pot. Martha Clarke 'Amazing', Ron M.



L. praestans
'Florence' x sib,
Anne P.



Bl. Maikai 'Lea' AM/AOS x Lc. Florence
Lin Diamond Orchids AM/AOS, Ron M.




C. Floralias 'Azul' x C purpurata, Brandt M.



L. anceps, Brandt M.

Enc. (Prosthecia) mariae, Jeff F.



Lc. Ireene Teo Lai
Kheng 'Little
Fireball' (Lc. Aloha
Case x S.
coccinea),
Jeff F.



Common mistakes when shooting flower quality awards



Flower is overexposed



Flower is underexposed



Too close and off-center



Too far away



Angle too low



Angle too much from the side



Brown leaf tip is distracting



Distracting background



Flower is out of focus



Cast shadow, too close to background



Background too light for flower



Flower at odd angle



Here is an example of a good flower quality award photo

Revised Guidelines for AOS Award Photographers

The following suggestions are intended not only to help new AOS Award Photographers but to provide a measure of consistency across the judging program. A useful guide when setting up an award photograph is to ask the question, “Will this photograph accurately describe the orchid and the qualities for which it was awarded?” That is the basis of all AOS award photography.

- If unsure about which flower, inflorescence, or part of inflorescence best represents the award given, consult a member of the judging team that gave the award.
- All photography of CCM and CCE awarded plants must include the whole plant.
- Flower-quality awards (HCC, AM, FCC, JC, AD) should include at least one flower facing the camera straight on, centered in and dominating the frame in the case of single- or several-flowered inflorescences (i.e., *Cattleya*, *Paphiopedilum*, *Phalaenopsis*, etc.). Photography of multifloral orchids (i.e. *Ascocenda*, *Dendrobium*, *Oncidium*, etc.) should include enough of the inflorescence to clearly illustrate the aspect and arrangement of the flowers as well as have at least one flower facing the camera straight on. If unsure, consult a judge.
- Botanical awards (CBR, CHM) should have at least one flower centered and facing the camera straight on but also show enough of the inflorescence to accurately illustrate the aspect of the inflorescence. Showing part of the plant is required, or shooting a second shot showing the plant. If unsure, consult a judge.
- Properly identified digital image files **are required** of plants and flowers that receive the following AOS awards: FCC, AM, HCC, AD, AQ, JC, CCE, CCM, CHM and CBR.
- Photographers are encouraged to shoot photos and name image files with the award number for the following AOS awards: Artistic Certificate, Certificate of Meritorious Arrangement, Educational Exhibit Certificate, Gold Certificate, and Show Trophy.
- Frame photographs carefully and use vertical or horizontal composition as appropriate to the inflorescence. **DO NOT CROP IMAGES!** Cropped photos may not be considered for publication.
- Whenever possible (do not risk damaging the plant or inflorescence), remove stakes, hoops, ties, name tags or any other distracting mechanical elements or ask the exhibitor to remove them. Use masking tape to gently pull unsightly leaves out of the picture area.

- Use a plain background that provides contrast yet complements the flowers being photographed. Neutral or earth tones work the best. Avoid bright colors or backgrounds with distinct patterns. Place the background at least 24-inches behind the subject to minimize shadows, wrinkles, seams etc. Fabric backgrounds should be rolled around a cylinder to prevent wrinkles.
- Use balanced lighting to prevent harsh shadows. There should be a primary light source to render form and a secondary light source to fill in shadows. The use of softening devices such as umbrellas and soft boxes is recommended. If using only a single light source, be sure to soften it by bounce or diffusion and use a white card to fill shadows. Be sure that your White Balance is correctly set for the light source you are using.
- Do not rely on auto-focus cameras; visually confirm correct focus and use a tripod. Review image on camera LCD for proper lighting and composition.
- Use the smallest f-stop possible for the lighting you are using. This will ensure that there is sufficient depth-of-field to render flowers sharply. Depth-of-field roughly extends 1/3 in front of and 2/3 behind the point of focus, so focus near the front of your subject. Posing small flowers so that as much of the flower as possible is on the same plane, and parallel to the back of the camera will minimize depth-of-field requirements.
- Do not use a camera's built-in flash. The light is too harsh. If using an auxiliary flash be sure that your shutter speed is set to synchronize with the flash.
- Determine exposure for each award you photograph; do not use the same settings for all awards in a session. Different flowers may require different exposures.
- Each award should be photographed as a digital image as specified below. Film is no longer accepted unless prior arrangements for digitizing have been made with the chair of judging.
- An FCC is a very special, rarely given award. If you are called on to photograph one, take extra time to set it up perfectly. Shoot extra images using different poses and exposures just to be sure.
- Digital image files of awarded orchids should be named using only the award number as assigned at the time of judging. Be sure you get this information from the judging chair, secretary or show chair. You may enter copyright and award information in the file metadata fields if you wish.
- The AOS will not pay for any show award photography. It is the responsibility of show chairs of AOS-judged shows to hire and pay an awards photographer. The AOS does not reimburse Judging Centers for photographer fees or expenses.

Submitting digital photography of AOS Awards

All AOS award photographers must submit digital images as specified below.

- Digital images should be taken with SLR or EVF cameras capable of at least 8 megapixel (appx. 2300 x 3400 pixels) resolution with 10 megapixel or greater resolution preferred.
- Shoot digital images as highest quality JPEG's, TIFF or RAW. **Do not** send TIFF or RAW files to AOS!!! Image files should be submitted as **highest quality** (lowest compression), **full resolution JPEG files only** and delivered to the event or center chair of judging.
- Photographer should **name files using only the pre-assigned award number** supplied by judging center chair or secretary. For example: **20135021.jpg**
- Multiple images may be taken for any award to better describe it; botanical awards submitted for species verification require multiple images. If submitting more than one digital image file of an award, use a single letter suffix to identify the files: **20135021a.jpg, 20135021b.jpg, 20135021c.jpg**
- Use a low ISO setting (64 or 100) to minimize digital noise.
- If using a constant light source (as opposed to flash) be sure to set proper white balance by either using a camera preset, or a WB reading off of a white sheet of paper. If using flash, set correct shutter speed for flash sync.
- It may be helpful, especially with light colored subjects, to shoot awards at -1 or -2 contrast to preserve highlight detail.
- Set your camera LCD brightness to show a close likeness to the actual files as they appear on your computer. Always check LCD for proper exposure and correct framing of subject. Digital cameras provide us the opportunity to confirm a good photo instantly. Do not rely on post-processing to "make it right".
- Images **are not** to be digitally manipulated using computer software. The photograph should be a faithful record of the orchid **as it was awarded**. Do not "touch up" photos to remove stakes, botritis spots, mechanical damage, etc. Do not enhance color in any way. Image processing should be limited to minor correction of color-contrast-exposure.
- Back up images before deleting them from media card!!!

Additional information:

<http://www.aos.org/AOS/media/Content-Images/PDFs/photographersmorehelpfulhints.pdf>


<http://www.aos.org/AOS/media/Content-Images/PDFs/photographerscommonmistakes.pdf>



Botanical award photos , CBR and CHM, should show enough of the plant to clearly illustrate the qualities for which the award was given.



Award photos of multiflora orchids should include enough of the inflorescence to show the arrangement of the flowers.



Use a vertical composition for vertical subjects

• THE AOS CORNER •



Seasonal Orchid Care: January/February

Click [here](#) for Checklist

Now you can access the MOS website
from your smartphone with this new app!

The new [Wild Apricot for Members App](#) allows members to log in and view content from www.massorchid.org.

What can your members do with the member app?

- View the member directory
- View a member's profile
- Email fellow members
- View the event calendar and event details
- Register for an event
- Specify the number of guests if the registration type was set up to collect the total number of guests only
- View your existing event registrations
- Pay an outstanding event registration fee
- View your member profile
- Download the app on Apple or Google Play.

Officers, Directors & Committee Chairs

Officers

President	Dina Deresh	dina@massorchid.org
Vice President	Meg Bright-Ryan	meg@massorchid.org
Secretary	Open	
Treasurer	Amanda Larson	amanda@massorchid.org

Directors

Past President	Sasha Crotty	sasha@massorchid.org
	Mike Badia	mike@massorchid.org
	Brigitte Fortin	brigitte@massorchid.org
	Anne Pfaff	anne@massorchid.org
	Open	
	Open	

Committee Chairs

AOS Trustee	Howard Bronstein	
AOS Representative	Brigitte Fortin	aosrep@massorchid.org
Conservation	Robert Hesse	conservation@massorchid.org
Hospitality Committee	Karyn Stewart	karyn@massorchid.org
Library	Open	librarian@massorchid.org
Membership	Nadine Lepick	membership@massorchid.org
Newsletter Editor	Anne Pfaff	newsletter@massorchid.org
Orchid Digest Rep.	Ellen Shapiro	ellen@massorchid.org

Orchid Show

Board of Directors show@massorchid.org

Show Table

Brigitte Fortin brigitte@massorchid.org
Mike Badia mike@massorchid.org