

Massachusetts Orchid Society

P.O. Box 1041
Medford, MA 02155



FEBRUARY 2019

Please Note!! The *upstairs* SOI Hall will be closed this month. Instead, *we will meet downstairs. Enter the building either from the door facing Swanton St. (no stairs), or use the door nearest the dumpster in the parking lot (stairs).*

Bc. Lake Wateree
'Mendenhall' x
Lc. 'Melody Fair'
Brigitte Fortin

INSIDE THIS ISSUE

December & January Show
Table Results

Article: Calcium and
Magnesium - The Other
Macronutrients, by Sue
Bottom


Upcoming Events

Upcoming Shows from Sister
Societies – Plants Needed!!!
Odds and Ends

Grow and Show: Mike Badia
on windowsill growing

AOS Corner

Officers, Directors
& Chairs



Left: Cat. Little Suzie,
Warren & Suzie Wheelright

Don't leave your flowering orchids home while you're off having fun at our monthly meetings. Bring them in to the show table, let them bask in their beauty and be enjoyed by everyone! Ribbons awarded to beginners, intermediate and advanced growers.



Please arrive by 7:00 to
register plants before the
start of our 7:30 meeting.

Healthy plants only!

Laelia anceps,
Anne Pfaff



MOS Show Table Results: January 2019

Judges: Mike Badia, George Baltoumas, John Delle Chiaie, Ron Maloney

Scribe: Brigitte Fortin

Exhibitor	Plant name	Lights/Windowsill/ Greenhouse	Warm/Cool/ Intermediate	Comments
Mike Badia	Paph St Swithin	L	I	
Mike Badia	Cymbidium 'Massachusetts Sunset'	L	I	
Mike Badia	Vanda Robert's Delight 'Crownfox Big Red'	L	I	
George Baltoumas	Paph spicereanum	L	I	
Ron Maloney	Monn Millenium 'Magic Witchcraft' AM/AOS	L	W	
Ralph and Cheiko Collins	Pleurothallis teaguei	G	I	
Ralph and Cheiko Collins	Pleurothallis brighamii	G	I	
Linda Abrams	Barkeria 'Mary Marsh'	L		
Linda Abrams	Cymbidium Sweetheart	L		
Warren and Suzie Wheelwright	Odrsa Pisgah Recluse	G	C	
Warren and Suzie Wheelwright	Catt 'Little Suzie'	G	C	
Karyn Stewart	Phal hybrid NOID	W	W	
Anne Pfaff	Laelia anceps	L	I	
Anne Pfaff	Catt walkeriana	L	I	
Brigitte Fortin	Bc Lake Wateree 'Mendenhall' x Lc 'Melody Fair'	L	I	

Total ribbons: 14

Total plants: 22



MOS show table summary 2018-19

May June July August Sept. Oct. Nov. Dec. Jan. Feb April Total
n/a

Jeff Feldman	2	2											4
Brigitte Fortin	1	1	2			3	3		1				11
Charlie Briggs		1	1										2
Mike Badia			2	3		2	1		3				11
Linda Abrams	1		3			1			2				7
George Baltoumas		1		1					1				3
Anne Pfaff	1								2				3
Warren & Suzie Wheelwright		1				1			2				4
Betsy Opitz			1	2									3
Ralph and Cheiko Collins						3			2				5
Orchid photos Mark "Bear" Jacobson							1						1
Ralph DiFonzo	1												1
Sasha Crotty			1										1
Caren Savone	3	1		1									5
Joel Shelkrot	1	1											2
Bob Richter	1	1	1										3
Karen Stewart									1				1
Ron Maloney	2					1	1		1				5
Cindy Sykes				2				1					3
Brian Leib				1									1
Dina Deresh		1	1				1	1					4
Hanna Vincent							1						1
Anna & Rudy Seitc							2						2

Total # ribbons 13 10 12 10 0 11 10 2 15 0 0 83

Total plants 27 18 18 13 21 14 4 22 137




Top and above: Paph. St. Swithin, Mike Badia

*** beginner

*MOS won 2nd Place for Best Display at the Cape and Islands Orchid Show!
The theme was Victorian Beauty; arrangement by Brigitte and Anne.*





Pleurothallis teaguei,
Ralph and Cheiko Collins



Cym. Massachusetts Sunset,
Mike Badia



Cym. Sweetheart,
Linda Abrams

Paph. spicereanum,
George Baltoumas

Pleurothallis brighamii,
Ralph and Cheiko Collins



Many thanks to the author and the St. Augustine Orchid Society for permission to reprint this article
sbottom15@hotmail.com
www.staugorchidsociety.org



St. Augustine Orchid Society

www.staugorchidsociety.org

Calcium and Magnesium – The Other Macronutrients by Sue Bottom, sbottom15@hotmail.com

My understanding of what is and what should be in the fertilizers we use for our orchids has evolved over time. First you learn that the three letters on fertilizer container represent the percentage of nitrogen, phosphorus and potassium present in the fertilizer. Then you get treated to a missive on the nitrogen forms, the nitrate and ammoniacal nitrogen that are available to your plant and the urea nitrogen that is not easily used by your orchid. Then you learn about micronutrients, the trace amounts of iron, copper, boron and all the rest.

The current buzz is about the calcium and magnesium required for your plants to thrive. They may be present in your water supply in adequate amounts although you will only know this if you have your water tested or if you learn to recognize the signs of their deficiency. Calcium and magnesium are considered macronutrients along with nitrogen, phosphorus and potassium. If you remember your high school chemistry, calcium and magnesium are both listed in the second column of the Periodic Table so they tend to react similarly in chemical reactions. However, they are absorbed and used in your orchids very differently.

Calcium and Your Orchid. You know that we people require calcium for healthy bones. Orchids use calcium similarly, to build cell walls among other things. It is absorbed through the root tips and pulled through the plant via the xylem during the transpiration process, being transported from the roots to the leaves and newly growing parts of the plant. It is phloem immobile, so it cannot be translocated from older leaves to newer leaves. Thus calcium deficiency will first appear at the most rapidly expanding tissue, like new growths and leaves.

Examples of Calcium Deficiency in Cattleyas

The most rapidly expanding tissue is affected first, You might think your plant has black rot, but this such as new growths and leaves problem is physiological rather than pathological

Examples of Calcium Deficiency in Cattleyas



The most rapidly expanding tissue is affected first, Such as new growths and leaves



You might think your plant has black rot, but this Problem is physiological rather than pathological

Calcium deficiency occurs when there is rapid plant growth in the absence of sufficient Calcium. If you like fresh tomato sandwiches from your garden, you've learned that calcium deficiency is what causes blossom end rot in tomatoes. Cattleyas are the orchids most prone to calcium deficiency, particularly those that grow very rapidly during the warm, sunny, moist summer season. You may mistake the symptoms of calcium deficiency for the dreaded black rot that can plague your cattleyas during the hot season. But this tissue damage is not from water molds, it is caused by insufficient calcium to produce new tissue. Roy Tokunaga of H&R Nurseries reports that supplying sufficient calcium to your plants will not only reduce the incidence of black rot but may even protect the plant from infection by the water molds that cause black rot.

Magnesium and Your Orchid. Your plants use magnesium to produce chlorophyll, which is used in the photosynthesis process as well as other metabolic processes. Like calcium, magnesium is absorbed by the roots and carried through the plant in the xylem during normal transpiration. Unlike calcium, magnesium can also be carried in the phloem that transports organic nutrients like sucrose throughout the plant wherever needed. This means the magnesium can be translocated from older leaves to newer leaves. Thus magnesium deficiency will first occur in the older leaves that are sacrificed for the new growth.

Examples of Magnesium Deficiency



Cattleyas grown in bright light with insufficient magnesium may exhibit mottling indicative of chlorophyll damage



Leaves may turn a reddish purple after exposure to cold if they are magnesium deficient. Correct this with a megadose of Epsom Salts (1 tsp/gal).

Calcium and Magnesium Supplements. There are lots of options for supplying additional calcium and magnesium to your orchids, from prepackaged fertilizers to special additives. You can also top dress pots with powdered dolomitic lime that will supply both calcium and magnesium to your plants although it may also raise the pH of your potting mix. Gypsum (calcium sulfate) is an alternative for supplying calcium without raising the pH of the mix. There are controlled release fertilizer formulations that also contain calcium and magnesium. You can add water soluble supplements like calcium nitrate and Epsom salts, though you would never add the calcium and magnesium supplements concurrently because they will react and precipitate into a sludge. The amount of calcium and magnesium supplied by several supplements is given in the table below. I am not aware of any calculation for estimating the amount of calcium or magnesium that is released to your plants from top dressing with timed release fertilizer.

Some Water Soluble Supplements for Supplying Calcium and Magnesium				
	Addition Rate (tsp/gal)	Concentration (ppm)		
		Nitrogen (N)	Calcium (Ca)	Magnesium (Mg)
Peters Excel Cal Mag Special 15-5-15 5% Ca 2% Mg	1/4	49	16	6
	1/2	97	32	13
	1	194	65	26
Calcium Nitrate	1/4	50	62	-
	1/2	101	124	-
Epsom Salts (Magnesium Sulfate)	1/8	-	-	16
	1/4	-	-	33
	1/2	-	-	66
	1	-	-	130
	3	-	-	395


The amount of calcium and magnesium present in your water will define how much supplementation is required. You can send a sample of your water to JR Peters for analysis and they'll throw in a fertilizer recommendation or you can send a sample of your water to a laboratory like QAL for analysis, at a cost of less than \$40. Approach your orchid society for sponsoring water tests on local water supplies so a general recommendation can be made for what fertilizer regimen is optimum in your area. In St. Augustine, our shallow well water is very alkaline, high in total dissolved solids and calcium but has very little magnesium. I use pond water during the warm season. It is a mixture of well water and the more pure rainwater so it is low in alkalinity, dissolved solids, calcium and magnesium.

Calcium (ppm)	164	26
Magnesium (ppm)	7	4

Clearly the water in our area is calcium rich and magnesium poor, so using Epsom salts should be an integral part of our fertilizer regimen. I set a target nitrogen level of 50 ppm suitable for cattleyas, and use additional timed release fertilizer on my heavy feeders like the catasetums. In the growing season when watering using the low alkalinity pond water, I use about 1/4 tsp/gal of cal mag fertilizer plus a little less than 1/8 tsp/gal of Epsom salts. During the winter resting season when watering with the warmer, highly alkaline well water, I use 1/8 tsp/gal of 21-5-20 fertilizer and almost 1/4 tsp/gal of Epsom salts. I fertilize every time I water, and I should be more rigorous about flushing the pots monthly with fresh water.

Fertilizer Regimen to Provide Full Suite of Plant Macronutrients			
	Target Nutrient Levels (ppm)	Summertime - Pond Water (ppm) 1/4 tsp/gal Cal Mag Fertilizer 3/32 tsp/gal Epsom Salts	Wintertime - Well Water (ppm) 1/8 tsp/gal 21-5-20 Fertilizer 3/16 tsp/gal Epsom Salts
Nitrogen	40 - 100	52	40
Phosphorus	10 - 20	13	4
Potassium	40 - 100	43	32
Calcium	40 - 80	41	164
Magnesium	20 - 40	23	29

Once you know the calcium and magnesium content of your irrigation water, it is easy to tailor a fertilizer regimen for your specific conditions. For those of us in Florida with highly alkaline, high calcium and magnesium deficient water, fertilize with equal parts of a balanced fertilizer like 20-20-20 or 20-10-20 and Epsom salts. Your plants will reward you with increased vigor and loads of flowers.



Monn. Millennium Magic Witchcraft AM/AOS,
Ron Maloney



Barkeria Mary Marsh,
Linda Abrams

UPCOMING EVENTS

Monthly AOS Judging

02 Feb 2019 10:30 AM

*Tower Hill Botanic Garden,
11 French Drive, Boylston, MA*

NHOS Annual Orchid Show & Sale

08 Feb 2019 1:00 PM

*Courtyard Marriott,
2200 Southwood Dr, Nashua, NH*

Monthly Meeting – Brandt Moran, “Orchid Propagation and De-flasking”

12 Feb Jan 2019 7:30 PM

*Sons of Italy, 117 Swanton St,
Winchester, MA*

Amherst Orchid Society Annual Show & Sale

23 Feb 2019 9:00 AM

*Smith Vocational High School,
80 Locust St (Rt 9), Northampton, MA*

Monthly AOS Judging

02 Mar 2019 10:30 AM

*Tower Hill Botanic Garden,
11 French Drive, Boylston, MA*

Nutmeg State Orchid Society Annual Show & Sale

16 Mar 2019 12:00 PM

*Hartford Town Hall,
50 South Main St,
West Hartford, CT*

Connecticut Orchid Society Annual Show & Sale

30 Mar 2019 10:00 PM


Bristol Senior Center, Bristol, CT

About this month's speaker-

If you have ever wondered how to make more orchids from the ones you have Brandt will have your answers. His talk will cover orchid division and how to pot up keikis. And if you have ever been tempted to buy a flask of orchids Brandt will demonstrate proper de-flasking and potting.

Monthly meeting starts at 7:30 p.m. Please have your plants on the show table by 7 p.m.

Come early to shop for orchids, socialize with your orchid friends, and have a cup of coffee or tea and a snack. If you bring in a snack, you get a second raffle ticket.



Vanda Robert's Delight 'Crownfox Big Red',
Mike Badia

Sister society shows are coming up soon and we need flowering plants for our displays. You'll find contact information for donations in the Odds and Ends section of this newsletter. Thanks!



The Amherst Orchid Show and Sale will be held February 23 & 24, 2019 at the Smith Vocational and Agricultural High School, 80 Locust St. Northampton, MA. Set up for members was Wednesday February 21st and Thursday February 22nd. We always need lots of volunteers.

Email show@amherstorchidsociety.org to sign up.

28th New Hampshire Orchid Society Show and Sale

Save the Date!



February 8–10, 2019

Courtyard Marriott
2200 Southwood Dr., Nashua, NH

Adults - \$10
Seniors (65+) - \$8
Children under 12 - free
3-Day Daytime Pass \$15 (no discount)

Visit [New Hampshire Orchid Society](http://NewHampshireOrchidSociety.com) for more information.



'Spring Into Orchids'
at the
2019 Connecticut Orchid
Society Orchid Show

Sat, March 30, & Sun,
March 31, in Bristol, CT

Click [here](#) for more information.

“COME SEE OUR BLOOMERS!”

NUTMEG STATE ORCHID SOCIETY SHOW & SALE



NSOS will be hosting our annual **AOS** judged orchid show March 15 – 17th. We would be honored to have your display at our show to celebrate our collective passion for orchids! We need your society to join us to make our show a success. So we really hope you'll be able to come. And the judges want you to bring lots of plants for them to judge!

- FRIDAY:** March 15 Noon to 7:00 pm – Set up show & sales area, arrive by 5 pm
- SAT:** March 16 8:30 am to Noon -- Ribbon Judging
Noon to 5:00 pm -- Show Doors Open to the Public
Noon -- AOS Judging
- SUN:** March 17 8:00 am to 10 am -- Photographers **ONLY** w/tripods & cameras
10:00 am to 4 pm Show Doors Open to the Public
4 pm to 7 pm -- Breakdown & Clean-up

EXHIBIT SPACE (MAIN FLOOR)

NSOS will be in a very large auditorium with windows providing some natural light for most displays. The tables will be 5 ft. **round** so please adjust your display accordingly. Black cloth table coverings will be available to cover the round tables.

Please note: All plants in your display must be registered by Wednesday, March 13th.

No exceptions!!! All changes to pre-registered items must be made by 1 pm on Friday, March 15th. Registrations can be mailed or emailed to the Entry Chairperson, Ginna Plude (gcplude@aol.com). Downloadable forms will be posted on the NSOS website by Feb. 1st. (Please note: **Sister Orchid Society member recruitment is strictly prohibited on the premises during the event.**)

I agree to all terms and conditions presented by the Nutmeg State Orchid Society in reference to their 2019 Show and Sale.

Signed: _____ Date: _____

CONTACT INFORMATION

Sister Society Name & Address: _____

Contact Name & Address: _____

Cell: _____ Email: _____

Please email form to myhalik@comcast.net or send to 89 Ely Rd, Farmington, Ct. 06032 by Feb. 15st. Questions: Call Sandy Myhalik H: 860-677-050



GROW AND SHOW!



It's a pleasure introducing February's Grow and Show volunteer, Mike Badia. Last year, Mike designed and built a grow room in the basement of his home. He water-proofed the walls and installed plumbing, including a floor drain. His collection grows under T5 growing lights, and if you've noticed who gets a bunch of ribbons every month at our show table (I think he and Brigitte are tied?), you can tell his plants are happy in their new digs. While we wait for more info and photos from Mike, he wrote the following short article about growing dendrobiums on windowsills.

Windowsill Growing

If you are looking for an easy orchid to grow on your windowsill and want to branch out from, say a phalaenopsis, I recommend you try one of my favorites, Dendrobium Jonathan's Glory 'Pure Joy'. This widely available clone has the famous Den. kingianum species in its background, but does not require a cool, dry spell in the Fall to flower and the flowers are much larger and more colorful than its kingianum parent. This hybrid will flower on and off throughout the year for me and sits in a southwest windowsill where it gets bright light in the winter. It is not fussy about the type of mix and I use a medium-sized bark based mix with some coconut husk, charcoal and pumice.

Continued next page

You can buy this mix from Kelly's Korner or another supplier of your choice. I like clear plastic pots so I can spy on the root system. In the winter, I water once per week and I fertilize every time I water with very dilute MSU tap water or K-Lite fertilizer. My plant takes a summer vacation outside every year under 50% shade cloth and I increase the watering to twice a week and up the fertilizer a bit. But if outside isn't an option for you, it will still do well on your sunny windowsill. As another bonus, this plant will sometimes throw keiki's (babies) which you can carefully pull off once the roots are an inch or so long and pot up to share with your friends.

Here is a picture of my plant that has been with me for about 4 years now and sits in a 6 inch clear plastic pot. Give this one a try, you will not be disappointed! -Mike Badia

Den. Jonathan's Glory 'Dark Joy'



Please share your secrets of success (or laments) with all of our members! Everyone has their own approach to growing and flowering orchids, particularly here in New England. We're curious to know what works for you and the challenges you face. Whether you grow on a windowsill, summer outside, indoors under lights or in a greenhouse, start taking photos of your growing spaces and send them along with a short essay to: newsletter@massorchid.org.

Just to get you started:

- How do you maintain proper humidity, light & temp levels indoors?
- What are some pros and cons of your lighting, ventilation and humidification systems?
- How to water without ruining your floors, messing up the bath or breaking your back carrying buckets.
- Greenhouse culture & setup; is yours a DIY or ready-made?
- Basement growing: induce flowering under lights; tracking day lengths and temps.
- Growing on mounts, in orchidariums, micro-climates, hydroponically...

Odds And Ends~

Four Orchid Society Shows are Coming Up really soon and guess what? We need flowers for our displays. Lots and lots of flowers. They don't have to be ribbon winners to be in a show stopping display.

Remember, healthy plants only. ☺

For New Hampshire, please contact Brigitte Fortin or Jeff Feldman.

For Amherst, please contact Sasha Crotty or Anne Pfaff. (Nutmeg State and Connecticut, TBA).

By the way, if you are able to help with set-up or break-down, all hands are welcome. Not only will you get acquainted with lots of very interesting orchid growers and vendors, you can check out the plants and learn tons about their culture. We are a volunteer organization and volunteering is seriously fun stuff!

Membership MOS currently has approximately 162 active memberships. As of January 15th however, 54 people still have not yet renewed. These memberships will be suspended soon, so *if you intend to renew, please do so ASAP*. We'd hate to see you go.

March meeting You don't want to miss the repotting workshop next month. Demos for mounting (our own Mike Badia) and potting (Daryl Yerdon, Kelley's Korner) will be held... plus raffle plants!

Monthly meeting raffle plants We used to receive free plants from Mahoney's each month, however, since we no longer show at their garden center we are reaching out to members for all future donations. If you have plant divisions, keikis or just plants that you want to put out for adoption, please bring them to meeting. As always, *bring only pest and disease free plants*.

MOS Show Position - Advertising/Marketing skills We are looking for someone to oversee advertising for our annual show in October. Strong communication skills and prior experience in marketing or social media campaigns is preferred, but not required. We are hoping to increase our attendance this year and a solid advertising campaign is the key. You can recruit members to work with you and you can rely on the support of board members as well. If you are interested and have time to volunteer, please contact Sasha Crotty.

Hospitality Looking for an easy way to help the society? Hospitality needs YOU! Set up the snack table and drink counter, make

Coffee and tea, and put everything away at the end of the meeting. Two or more people make it even easier, more fun and enables rotation. *Please see Ellen Shapiro if interested.*

Roving greenhouse help Learn all about greenhouse growing by lending a hand to some of our fellow members who need help in their greenhouses. *Please message Anne Pfaff at newsletter@massorchid.org for more information.*

• THE AOS CORNER •



Seasonal Orchid Care: January/February

Click [here](#) for Checklist

Now you can access the MOS website
from your smartphone with this new app!

The new Wild Apricot for Members App allows
members to log in and view content from www.massorchid.org.

What can your members do with the member app?

- View the member directory
- View a member's profile
- Email fellow members
- View the event calendar and event details
- Register for an event
- Specify the number of guests if the registration type was set up to collect the total number of guests only
- View your existing event registrations
- Pay an outstanding event registration fee
- View your member profile
- Currently, only an iOS version of this app is available. The app was designed for the iPhone, is compatible with the iPad and iPod Touch, and requires iOS version 10.0 or later.

Officers, Directors & Committee Chairs

Officers

President	Sasha Crotty	sasha@massorchid.org
Vice President	Cindy Drozynski	Cindy@massorchid.org
Secretary	Winnie Chiu	winnie@massorchid.org
Treasurer	Ellen Shapiro	ellen@massorchid.org

Directors

Mike Badia	mike@massorchid.org
George Baltoumas	george@massorchid.org
Anne Pfaff	anne@massorchid.org
Brian Leib (Past President)	brian@massorchid.org
Adrienne Giovino	adrienne@massorchid.org
Brigitte Fortin	brigitte@massorchid.org

Committee Chairs

AOS Trustee	Howard Bronstein	aosrep@massorchid.org
AOS Representative	Brigitte Fortin	conservation@massorchid.org
Conservation	Robert Hesse	ellen@massorchid.org
Hospitality Committee	Ellen Shapiro	librarian@massorchid.org
Library	Open	membership@massorchid.org
Membership	Adrienne Giovino	newsletter@massorchid.org
Newsletter Editor	Anne Pfaff	

Orchid Digest Representative

Adrienne Giovino orchiddigestrep@massorchid.org

Orchid Show

Board of Directors show@massorchid.org

Show Table

Brigitte Fortin brigitte@massorchid.org